

INDEPENDENT AUDITOR'S REPORT

To,
The Member's of,
Koliya Devdaha Saving and Credit Cooperative Society Ltd,
Devdaha Municipality-07, Rupandehi, Nepal
PAN: 304900738

Dear Members,

Report on the Financial Statements:

We have audited the accompanying financial statements of M/s Koliya Devdaha Saving & Credit Cooperative Ltd situated at Devdaha Municipality-07, Rupandehi, Nepal. Which Comprise the statement of financial position as at 31st Aashadh, 2076, (Corresponding to 16th July, 2019) and the statement of Comprehensive Income, Statement of change in Equity, if applicable, and Cash Flow for the year ended, and a summary of significant accounting policies and other explanatory information, when necessary.

Management's Responsibility for the Financial Statements:

Management is responsible for the preparation and fair presentation of these financial statements in accordance with Nepal Financial Reporting Standards and such internal control as management determines is necessary to enable the preparation of financial statements that are free from material misstatement, whether due to fraud or error.

Auditor's Responsibility:

Our responsibility is to express an opinion on these financial statements based on our audit. We conducted our audit in accordance with Nepal Standards on Auditing. Those standards require that we comply with ethical requirements and plan and perform the audit to obtain reasonable assurance about whether the financial statements are free from material misstatement.

An audit involves performing procedures to obtain audit evidence about the amounts and disclosures in the financial statements. The procedures selected depend on the auditor's judgment, including the assessment of the risks of material misstatement of the financial statements, whether due to fraud or error. In making those risk assessments, the auditor consider internal control relevant to the entity's preparation and fair presentation of the financial statements in order to design audit procedures that are appropriate in the circumstances, but not for the purpose of expressing an opinion on the effectiveness of the entity's internal control. An audit also includes evaluating the appropriateness of accounting polices used and the reasonableness of accounting estimates made by management, as well as evaluating the overall presentation of the financial statements.

We believe that the audit evidence we have obtained is sufficient and appropriate to provide a basis for our audit opinion.



Opinion

In our opinion, the financial statements present fairly, in all material respects, and give a true and fair view of the financial position of **M/s Koliya Devdaha Saving & Credit Cooperative Ltd** situated at **Devdaha Municipality-07, Rupandehi, Nepal**. Which Comprise the statement of financial position as at **31st Aashadh, 2076, (Corresponding to 16th July, 2019)** and of its financial performance and its cash flows for the year ended in accordance with Nepal Financial Reporting Standards.

Report on Other Legal and Regulatory Requirements: We reported that:

- a) We have obtained all the information and explanations which to the best of our knowledge and belief were necessary for the purpose of our audit.
- b) In our opinion, proper books of account as required by law have been kept by the firm so far as appears from our examination of those books.
- c) The balance sheet, profit and loss account and cash flow statements received have been prepared in compliance with the accounting standards prescribed under the prevailing law and such statements are in agreement with the books of account maintained by the firm.
- d) In our opinion, Board or any representative or any employee has not acted contrary to law or misappropriated any property of the company or caused any loss or damage to the company.
- e) We were not aware that accounting fraud has been committed in the firm.

**For P. B. & Associates,
Chartered Accountants**

P. B. & Associates



.....
**CA Pradeep Bhattarai
(Proprietor)**

Membership No. 1115 (ICAN), 528168 (ICAI)

Date: 29th July, 2019

Place: Butwal, Nepal



Koliya Devdaha Saving & Credit cooperative Ltd

Devdaha 7, Rupandehi

Cooperative Detail

SN	Particular	Condition
1	Name	Koliya Devdaha Saving & Credit cooperative Ltd
2	Adress	Devdaha 7, Rupandehi
3	Fical Year	2075/076
4	Member number	8,407
5	Femal	5,238
6	Male	3,168
7	Other	1
8	Share Capital	83,098,100.00
9	Outstanding Loan	763,929,793.38
10	Saving & Deposit	723,327,268.32
11	Loan/Deposit ratio	105.61
12	Investment	14,743,239.97
13	Product & Service	Collection Saving & Loan disburse
14	Working area	Devdaha Municipality & all rural municipality of rupandehi district
15	Deposit interest rate	7 to 10 %
16	Loan Interest rate	12 to 17 %
17	Liquidity	14.92
18	Net Income (2075/076)	18,401,275.69


Manager


Treasurer


President




Auditor





Koliya Devdaha Saving & Credit cooperative Ltd

Devdaha, Rupandehi

2076 Ashad 31

Balance Sheet

Capita & Liabilities	Anex	Current Year Rs.	Koliya Devdaha Saccos 2075/10/4	Previous Year Rs.
Share Capital	1	83,098,100.00	78,029,700.00	41,728,900.00
Reserve Fund	2	57,021,043.62	47,434,850.55	27,221,237.15
Other Funds	3	20,112,485.31	13,697,439.59	8,094,558.25
Saving & Deposit	4	723,327,268.32	666,550,259.29	364,699,590.81
External Loan	6	0.00	8,749,994.00	22,499,995.00
Sundry Creditors	3	5,071,990.50	4,313,809.14	1,436,081.11
Income Tax Provision		968,488.19	478,272.64	2,537,750.54
Other Liabilities	5	15,164,834.03	13,358,908.39	7,489,953.40
Total Liabilities		904,764,209.97	832,613,233.60	475,708,066.26

Assets	Anex	Current Year Rs.	Koliya Devdaha Saccos 2075/10/4	Previous Year Rs.
Cash in hand		1,268,953.75	3,934,662.48	982,040.16
Bank Balance	7	106,640,924.43	108,300,132.82	73,413,284.10
Investment	8	14,743,239.97	14,701,876.40	1,776,417.04
Loan outstanding	9	763,929,793.38	689,107,498.78	386,346,773.56
A. Doubtful Loan		4,453,977.03	3,297,824.12	3,147,927.66
Good loan		759,475,816.35	685,809,674.66	383,198,845.90
Fixed Assets	10	12,763,896.58	10,803,212.40	7,929,352.29
Deferred Assets	10.1	498,351.00	507,230.01	469,172.00
Other receivable	11	4,919,050.86	5,258,620.71	4,791,027.11
Total Assets		904,764,209.97	832,613,233.60	475,708,066.26

As Per our Audit report even Date
1 to 11 schedules are significantly integral part of Balance sheet.


Manager


Treasurer


President


Auditor





Koliya Devdaha Saving & Credit Co-operatives Ltd.

Devdaha-7, Rupandehi

Income Statement for the period of 2075/04/01 to 2076/03/31

Particulars	Anex.	Current Year Rs.	Koliya Devdaha Saccos 2075/10/4	Previous Year Rs.
1. Interest Income	12	87,985,757.19	50,705,974.83	57,057,926.56
2. Interest expenses	13	51,433,329.90	30,611,330.95	33,615,121.37
Net interest income (1 - 2)		36,552,427.29	20,094,643.88	23,442,805.19
3. Remittance commision income		577,726.14	251,641.65	585,747.20
4. Other operating income	14	3,075,832.03	2,997,279.81	2,279,122.73
5. Foregian exchange gain/loss		-	-	-
Gross operating income		40,205,985.46	23,343,565.34	26,307,675.12
6. Staff expenses	15	6,871,930.39	4,214,349.27	3,563,495.22
7. Operating Expenses	16	9,662,421.88	7,449,177.48	7,270,225.31
8. Depreciation	10	1,184,820.98	590,089.29	808,579.00
Net Operating Profit (loss) before Loan Loss Provision		22,486,812.21	11,089,949.30	14,665,375.59
Loan Loss Provision expenses		5,658,516.24	4,565,302.79	5,515,735.66
Operating Profit (Loss)		16,828,295.97	6,524,646.51	9,149,639.93
9. Other Income/Loss		-	-	-
10. Return from Loan Loss Provision		4,693,663.90	3,040,806.19	4,754,541.90
Net Profit (Loss) from regular transaction		21,521,959.87	9,565,452.70	13,904,181.83
11. Extra odinary Income		-	-	194,432.27
Net Profit (Loss) before statff bonus Provision & Income tax		21,521,959.87	9,565,452.70	14,098,614.10
Less : Staff Bonus Provision		2,152,195.99	-	1,409,861.40
Net Profit (Loss) before income tax		19,369,763.88	9,565,452.70	12,688,752.70
Less : Income tax Provision		968,488.19	478,272.64	2,537,750.54
Net Profit (Loss) after Income tax		18,401,275.69	9,087,180.06	10,151,002.16

As Per our Audit report even Date

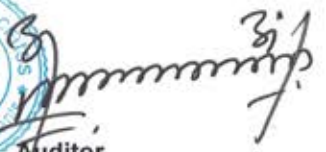
12 to 16 schdules are significantly integral part of Income statement..


Manager


Treasurer


President




Auditor





Koliya Devdaha Saving & Credit cooperative Ltd
Devdaha 7, Rupandehi
Cashflow statement
2075/04/01 to 2076/03/31

SN	Particular	Current Year Rs.	Previous Year Rs.
A	Cash follow from Operational activities	10,850,921.79	-1574012.08
	Net income after tax	0.00	0.00
1.0	Cash received	91,639,315.36	59,922,796.49
1.1	Intrest income	87,985,757.19	57,057,926.56
1.2	Commision & Discount income	577,726.14	585,747.20
1.3	writeoff loan recover	0.00	0.00
1.4	Other income	3,075,832.03	2,279,122.73
1.5	wellfare fund increase		
2.0	Cash Payment	-67357301.29	-46155660.49
2.1	Intrest expenses	-51433329.90	-33615121.37
2.2	Staff expenses	-6871930.39	-3563495.22
2.3	Operating expenses	-9662421.88	-7270225.31
2.4	Income tax paid	2,537,750.54	1,854,972.29
2.5	other expenses	-1927369.66	-3561790.88
	Net cash follow from Operational activities	24,282,014.07	13,767,136.00
	Operating assets increase & Decrease	-377711043.57	-83215227.56
1.0	Shrotterm Incestment increase/Decrease	0.00	0.00
2.0	Loan increase/decrease	-377583019.82	-83047724.33
3.0	Other assets increase/decrease	(128,023.75)	-167503.23
	Operative Liabilites Increase/Decrease	364,279,951.29	67,874,079.48
1.0	Saving & Deposit Increase/Decrease	358,627,677.51	71,381,913.97
2.0	Other Liabilites increase/decrease	5,652,273.78	-3507834.49
		10,850,921.79	-1574012.08
B	Cash follow from Investment activities	-15690161.93	-233639.10
1.0	Longterm investment	-12966822.93	-152209.10
2.0	Fixed assets purchase	-2723339.00	-81430.00
C	Cash follow from Financial activities	18,869,205.00	19,996,563.00
1.0	Longterm Loan	-22499995.00	14,166,663.00
2.0	Share capital	41,369,200.00	5,829,900.00
3.0	Other Liabilites	0.00	0.00
	Net cashfollow	14,029,964.86	18,188,911.82
	Opening Balance of bank & Cash	74,395,324.26	56,206,412.44
	ClosingBalance of bank & Cash	107,909,878.18	74,395,324.26

Manager

Treasurer

President

Auditor



Koliya Devdaha Saving & Credit cooperative Ltd

Devdaha, Pimpandehi

FY 2075/10/4

Appropriation of Profit

Distribution	Rate	Current Year Rs.	Koliya Devdaha Saccos 2075/10/4	Income	Current Year Rs.	Koliya Devdaha Saccos 2075/10/4
Reserve Fund	25	4,600,318.92	2,271,795.02	Net Income	18,401,275.69	9,087,180.06
Profit after reserve fund	75	13,800,956.77	6,815,385.04			
Total		18,401,275.69	9,087,180.06		18,401,275.69	9,087,180.06
Samrachit Pujifirta Kosh	25	3,450,239.19	1,324,425.67	Blance after samrachit & prabrdhan kosh	13,800,956.77	
Prabrdhan Kosh	0.5	69,004.78	0.00		0.00	
Balance profit		10,281,712.80	5,490,959.37		0.00	5,490,959.37
Total		13,800,956.77	6,815,385.04		13,800,956.77	5,490,959.37
Share dividend fund	70	7,197,198.96	3,175,784.49	Blance after samrachit & prabrdhan kosh	10,281,712.80	5,490,959.37
Co. education fund	5	514,085.64	466,386.11			
Employee bonus fund		0.00	662,212.82			
cooperative development fund	5	514,085.64	331,106.42			
loss fullfill fund	5	514,085.64	331,106.42			
Social activities fund	5	514,085.64	0.00			
Stabilizing fund	5	514,085.64	0.00			
other risk fund	5	514,085.64	524,363.11			
Total		10,281,712.80	5,490,959.37	Total	10,281,712.80	5,490,959.37


Manager


Treasurer


President







Koliya Devdaha Savings Credit Cooperative Ltd

Devdaha, Rupandehi



Share Capital

Anex 1

SN	Particular	Current Year Rs.	Koliya Devdaha Saccos 2075/10/4	Previous Year Rs.
1	Share Capital	83,098,100.00	78,029,700.00	41,728,900.00
	Total	83,098,100.00	78,029,700.00	41,728,900.00

Member

SN	Particular	Current Year Rs.	Koliya Devdaha Saccos 2075/10/4	Previous Year Rs.
1	Female	5,238	5,007	3,448
2	Male	3,168	3,069	2,115
3	other	1	1	1
	Total	8,407	8,077	5,564

जगेडा कोषको विवरण

Anex 2

SN	Particular	Koliya Devdaha Saccos 2075/10/4	Less	Balance	This year add	Total
1	Previous year	38,332,282.20	0.00	38,332,282.20	4,600,318.92	42,932,601.12
2	Add from other fund	0.00	0.00	0.00	4,667,652.62	4,667,652.62
3	Gharjaga kosh	9,999,711.10	1,860,856.22	8,138,854.88	1,281,935.00	9,420,789.88
	Total	48,331,993.30	1,860,856.22	46,471,137.08	10,549,906.54	57,021,043.62

Other fund Detail

SN	Particular	Koliya Devdaha Saccos 2075/10/4	Less	Balance	This year add	Total
1	Samrachit Pujifirta Kosh	929,163.92	145,857.01	783,306.91	3,450,239.19	4,233,546.10
2	Prabrdhan Kosh	0.00	0.00	0.00	69,004.78	69,004.78
3	Share dividend fund	1,958,267.28	0.00	1,958,267.28	7,197,198.96	9,155,466.24
4	Co. education fund	1,261,486.15	1,065,659.42	195,826.73	514,085.64	709,912.37
5	Employee bonus fund	0.00	0.00	0.00	0.00	0.00
6	cooperative development fund	911,679.96	715,853.23	195,826.73	514,085.64	709912.37
7	loss fullfill fund	3,178,300.89	0.00	3,178,300.89	514,085.64	3,692,386.53
8	Social activities fund	0.00	0.00	0.00	514,085.64	514,085.64
9	Stabilizing fund	0.00	0.00	0.00	514,085.64	514,085.64
10	other risk fund	0.00	0.00	0.00	514,085.64	514,085.64
	Total	8,238,898.20	1,927,369.66	6,311,528.54	13,800,956.77	20,112,485.31


Manager


Treasurer


President









Koliya Devdaha Saccos Credit cooperative Ltd
Devdaha, Rupandehi

2076 Ashad 31

Sundry Creditors

Anex 3

SN	Particular	Current Year Rs.	Koliya Devdaha Saccos 2075/10/4	Previous Year Rs.
1	Interest Tax	802,404.90	1,004,967.58	431,324.18
2	House rent tax	5,113.40	42,671.53	20,108.10
3	Meeting allowance tax	42,200.69	0.00	53,225.00
4	Salary tax	7,178.24	4,972.83	17,730.79
5	Staff providend fund	0.00	27,325.64	24,701.69
6	Social activities fund	919,683.34	412,483.34	321,283.34
7	Member service fund	0.00	337,616.66	529,316.66
8	Hirepurchase payable	798,800.00	288,800.00	0.00
9	Deposit intrest payable	75,118.95	1,074,262.37	0.00
10	Member service fund	1,784,616.66	809,100.00	0.00
11	commision tax	9,499.75	0.00	0.00
12	other sundry creditors	627,374.57	311,609.19	38,391.35
	Total	5,071,990.50	4,313,809.14	1,436,081.11

Saving & Deposit Detail


Anes 4

SN	Particular	Current Year Rs.	Koliya Devdaha Saccos 2075/10/4	Previous Year Rs.
1	Regular Saving	383,948,262.45	350,596,878.51	204,760,409.31
2	Normal Saving	68,968,125.61	80,277,284.21	35,763,401.10
3	Agriculture Saving	4,267,341.22	3,174,595.84	4,462,942.27
4	Special Saving	96,612,519.27	65,004,299.60	44,232,081.30
5	Women Saving	42,060,686.66	52,220,332.16	27,108,517.00
6	Staff Saving	2,892,003.23	3,934,140.55	2,132,887.37
7	Old member Saving	15,422,691.54	17,597,348.92	3,971,881.95
8	Paluwa Saving	22,742,259.34	19,841,121.29	16,124,095.53
9	Business Saving	7,674,321.01	5,432,654.58	8,829,953.87
10	Khuruke Saving	7,437,173.89	6,805,640.47	3,219,971.02
11	Hirepurchase Saving	444,670.81	397,013.58	441,937.52
12	Ghargahana Saving	277,975.28	292,173.32	243,698.18
13	Koliya Devdaha Staff Saving	259,655.45	257,814.73	231,792.91
14	Micro Saving	193,658.32	218,736.96	261,738.62
15	Daily Saving	6,927,670.99	7,760,767.22	6,814,282.86
16	Fixed Deposit	59,719,000.00	48,444,000.00	6,100,000.00
17	Nawkiran saving	3,040,752.45	2,987,237.24	0.00
18	Pension saving	2,000.00	218,000.00	0.00
19	Other saving	436,500.80	1,090,220.11	0.00
	Total	723,327,268.32	666,550,259.29	364,699,590.81


Manager


Treasurer


President



Auditor



Koliya Devdaha Saving & Credit cooperative Ltd

Devdaha / Rupandehi



Other liabilities

Anex 5

SN	Particulars	Current Year Rs.	Koliya Devdaha Saccos 2075/10/4	Previous Year Rs.
1	Employees bonus fund	2,152,195.99	1,043,288.79	1,409,861.40
2	Loan Loss Provision	10,397,415.00	10,557,059.26	5,515,735.66
3	Gratuity fund provision	2,556,019.04	1,699,356.34	499,356.34
4	Audit Fees	59,204.00	59,204.00	65,000.00
	Total	15,164,834.03	13,358,908.39	7,489,953.40

Loan

Anex 6

SN	Particulars	Current Year Rs.	Koliya Devdaha Saccos 2075/10/4	Previous Year Rs.
1	Nefscun	0.00	8,749,994.00	22,499,995.00
	Total	0.00	8,749,994.00	22,499,995.00

Bank Balance

Anex 7

SN	Particulars	Current Year Rs.	Koliya Devdaha Saccos 2075/10/4	Previous Year Rs.
1	Kamna Sewa Bikash Bank	14,816,081.29	16,251,778.34	11,074,854.81
2	Janta Bank	7,828.88	2,262,461.49	719,066.01
3	Janta Bank remit	0.00	0.00	6,264,597.38
4	Prabhu Bank	340,549.30	2,169,952.47	680,544.34
5	National Cooperative Bank	20,350,321.51	22,061,432.62	10,043,328.91
6	Sinrji Finance co.	4,088.70	4,088.70	4,088.70
7	Nabil Bank	184,389.17	184,389.17	184,389.17
8	Janta Bank	2,569,560.25	0.00	4,857,199.31
9	Bank of Kathmandu	6,851,966.05	4,352,936.53	5,521,028.02
10	Dev Bikash Bank	5,218,561.01	8,428,646.85	5,769,534.54
11	Nefscun Bank Account	20,432,218.26	22,790,178.43	13,250,162.31
12	Tinau Bikash Bank	709,494.31	10,199,348.77	6,774,616.75
13	Nefscun Dividend Account	120,963.85	211,341.85	114,026.03
14	Janata Bank	450,888.15	913,575.29	0.00
15	IME globe Cooperative	7,431,158.59	3,222,072.92	1,300,000.00
16	Janta Bank remit	2,199,536.98	711,065.09	0.00
17	Garima Bikash Bank	6,233,139.04	11,206,594.83	4,875,815.79
18	NIC Asia Bank	204,781.76	855,295.09	0.00
19	National Commerce Bank	3,223.00	3,223.00	0.00
20	Prabhu Bank remit	3,258,568.11	2,471,751.38	1,980,032.03
21	Bank of Kathmandu	10,264.35	0.00	0.00
22	Prabhu Bank Limited	33,300.38	0.00	0.00
23	Kamna Sewa Bikash Bank	46,427.82	0.00	0.00
24	Garima Bikash Bank	12,409.29	0.00	0.00
25	Tinau Bikash Bank, Shitalnagar	14,473,809.99	0.00	0.00
26	Tinau Bikash Bank, Bhalui	677,394.39	0.00	0.00
	Total	106,640,924.43	108,300,132.82	73,413,284.10

Manager

Treasurer

President



Auditor



Koliya Devdaha Saving & Credit cooperative Ltd
Devdaha 7, Rupandehi

2076 Ashad 31

Share other Investment

Anex 8

SN	Particular	Current Year Rs.	Koliya Devdaha Saccos 2075/10/4	Previous Year Rs.
Share Investment				
1	National Cooperative Bank	2,520,000.00	2,520,000.00	1,010,000.00
2	District Saving & Credit fedration	25,000.00	25,000.00	5,000.00
3	District Cooperative & Credit fedration	23,500.00	23,500.00	13,500.00
4	Nefscun share	1,635,400.00	1,635,400.00	624,000.00
Saving Investment				
5	Nefscun Monthly Saving	198,732.97	193,768.40	61,838.00
6	District Cooperative & Credit fedration	12,000.00	12,000.00	7,000.00
7	District Saving & Credit fedration	328,607.00	292,208.00	55,079.04
8	Tinau Bikash Bank	10,000,000.00	10,000,000.00	0.00
Total		14,743,239.97	14,701,876.40	1,776,417.04

Loan Investment

Anex 9

SN	Particular	Current Year Rs.	Koliya Devdaha Saccos 2075/10/4	Previous Year Rs.
1	Agriculture Loan	56,665,722.64	43,979,170.45	36,086,516.45
2	Business Loan	249,436,390.45	211,792,249.20	140,767,575.78
3	Housing Loan	206,954,826.76	200,830,928.65	112,594,992.30
4	Hirepurchase Loan	44,242,444.25	44,022,245.01	3,937,855.24
5	Education Loan	26,417,101.13	22,051,559.27	11,026,780.43
6	Simple Loan	0.00	2,906,933.28	0.00
7	Daily collection Loan	10,568,230.44	11,864,848.46	10,464,063.09
8	Forigen Loan	9,901,158.05	6,200,933.49	7,609,314.45
9	Microfinance Loan	8,179,796.41	4,262,464.57	3,807,997.19
10	Emergency Loan	20,000.00	0.00	25,000.00
11	Gharkharcha Loan	48,460,198.49	35,909,399.70	30,694,289.62
12	Industrial Loan	19,267,654.22	18,582,786.89	11,477,482.42
13	Uddami Loan	19,244,490.45	29,085,902.20	16,379,323.18
14	Positive Agriculture Loan	5,652,885.77	857,346.85	0.00
15	Service Business Loan	22,929,223.00	6,976,473.00	1,475,583.41
16	House reparing Loan	14,605,961.00	4,092,000.00	0.00
17	Fixed deposit Loan	2,325,000.00	3,215,000.00	0.00
18	Social Loan	9,910,292.00	23,392,782.00	0.00
19	Service Business Loan	7,015,528.50	17,604,076.00	0.00
20	Staff Loan	1,327,795.82	0.00	0.00
21	Other Loan	805,094.00	1,480,399.76	0.00
Toal		763,929,793.38	689,107,498.78	386,346,773.56

[Signature]
Manager

[Signature]
Treasurer

[Signature]
President



[Signature]



Koliya Devdaha Saving Credit Co-operatives Ltd.

Devdaha / Kumbhadehi

Fixed Assets & Depreciation chart for the F/Y 2075/76

S.No.	Particulars	Purchase		Sales/written off	Depreciable Value	Depreciation		Book Value Year Ended
		Opening Balance	Purchase this Year			Rate	Amount	
1	Land	3,809,100.00	-	3,809,100.00	3,809,100.00	0	0	3,809,100.00
2	Building	3,904,945.00	1,653,423.00	5,558,368.00	5,558,368.00	5%	222,804.30	5,335,563.70
3	Furniture & fixture	1,087,512.96	157,430.00	1,244,942.96	1,244,942.96	25%	249,257.42	995,685.54
4	Office equipment	2,098,024.57	782,536.00	2,880,560.57	2,880,560.57	25%	524,255.45	2,356,305.12
5	Vehicle	69,565.65	-	69,565.65	69,565.65	20%	13,669.97	55,895.68
6	Misc. Assets	98,017.38	129,950.00	227,967.38	227,967.38	15%	16,620.84	211,346.54
	Total	11,067,165.56	2,723,339.00	13,790,504.56	13,790,504.56		1,026,607.98	12,763,896.58

Deferred expenditure for the f/y 2075/76

S.No.	Particulars	Purchase		charge on 2075/76	Balance for f/y 2076/77
		Opening Balance	Purchase this Year		
1	Software	561,564.00	95,000.00	158,213.00	498,351.00
	Total	561,564.00	95,000.00	158,213.00	498,351.00


Manager


Treasurer


President




Auditor



Koliya Devdaha Saving & Credit cooperative Ltd
Devdaha Rupandehi



Receivable Account

Anex 11

SN	Particular	Current Year Rs.	Koliya Devdaha Saccos 2075/10/4	Previous Year Rs.
1	Prabhu Remit	548,964.47	414,343.15	856,582.22
2	Prabhu remit, Security	800,000.00	700,000.00	200,000.00
3	Avance Income tax	2,524,736.96	2,262,845.56	2,682,284.61
4	Commision receivable	69,947.14	23,292.67	28,353.48
5	I Pay remit	15,177.26	94,385.85	-2378.90
6	IME remit	-105691.94	355,021.51	287,491.51
7	City Express	768,729.16	477,359.08	371,608.05
8	Himal remit	17,756.23	60,809.50	294,465.14
9	Recharge Advance	106,479.41	75,814.85	73,771.00
10	Relable remit	-2797.83	-2091.00	-1150.00
11	Bulding thirdflower advance	0.00	50,000.00	0.00
12	Staff & Bod Advance	0.00	368,666.25	0.00
13	Other receivable	0.00	146,423.29	0.00
14	Telephone Deposit	3,750.00	3,750.00	0.00
15	Advance house rent	72,000.00	128,000.00	0.00
16	CFS Remit Security	100,000.00	100,000.00	0.00
	Total	4,919,050.86	5,258,620.71	4,791,027.11

Intrest income

Anex 12

SN	Particular	Current Year Rs.	Koliya Devdaha Saccos 2075/10/4	Previous Year Rs.
1	Intrest from Loan	82,127,036.70	46,603,298.94	53,698,279.64
2	Intrest from Bank	5,858,720.49	4,102,675.89	3,359,646.92
	Total	87,985,757.19	50,705,974.83	57,057,926.56

Interest Expenses

Anex 13

SN	Particular	Current Year Rs.	Koliya Devdaha Saccos 2075/10/4	Previous Year Rs.
1	Saving interest	50,474,109.90	29,844,612.95	31,927,515.37
2	External Loan interest	959,220.00	766,718.00	1,687,606.00
	Total	51,433,329.90	30,611,330.95	33,615,121.37

Other operating Income


Anex 14

SN	Particular	Current Year Rs.	Koliya Devdaha Saccos 2075/10/4	Previous Year Rs.
1	Entry Fee	228,900.00	152,000.00	286,800.00
2	Commision Income	171,018.74	213,483.51	121,361.98
3	Management Fee	2,144,420.00	2,052,935.00	128,200.00
4	Other Income	208,400.00	152,172.47	1,742,760.75
5	Dividend Income	223,093.29	335,688.83	0.00
6	Valuation Income	100,000.00	91,000.00	0.00
	Total	3,075,832.03	2,997,279.81	2,279,122.73


Manager

 
Treasurer - President




Auditor





Koliya Devdaha Saving & Credit cooperative Ltd
Devdaha, Rupandehi

FY 2075/076

Staff management expensess

Anex 15

SN	Particular	Current Year Rs.	Koliya Devdaha Saccos 2075/10/4	Previous Year Rs.
1	Salary Expensess	5,549,957.12	3,717,561.55	3,429,683.70
2	Staff Dress	105,000.00	180,000.00	133,811.52
3	Other allowances	1,216,973.27	316,787.72	0.00
	Total	6,871,930.39	4,214,349.27	3,563,495.22

Adminstrative expensess

Anex 16

SN	Particular	Current Year Rs.	Koliya Devdaha Saccos 2075/10/4	Previous Year Rs.
1	Transportation Expensess	31,300.00	45,730.00	81,806.00
2	Guest expensess	82,908.00	159,548.00	343,606.65
3	Telephone & Information expensess	202,797.29	79,799.29	64,500.00
4	Repair & Maintances expensess	296,210.00	61,799.00	109,188.00
5	Stationery expensess	253,607.00	128,429.00	194,601.00
6	Buletion Prakashan expensess	12,500.00	14,600.00	46,136.00
7	Printing & expensess	788,337.00	258,442.00	660,778.50
8	Annual General Meeting expensess	3,257,770.00	4,351,230.50	2,387,238.00
9	Audit fee	60,000.00	60,000.00	65,000.00
10	Internet expensess	380,035.60	57,382.00	336,890.00
11	Programing expensess	345,360.00	260,760.00	270,094.00
12	Meeting allowances expensess	529,650.00	194,080.00	463,660.00
13	Water & Electricity expensess	162,581.00	88,425.00	113,324.28
14	Miscellaneous expensess	172,336.25	160,485.20	430,711.88
15	Access Meeting expensess	88,060.00	35,860.00	82,745.00
16	Meeting tea & snacks expensess	208,615.00	0.00	0.00
17	Service center opening expensess	133,242.00	0.00	0.00
18	Renew expensess	35,142.00	51,027.00	0.00
19	Fuel expensess	100,401.00	28,479.00	0.00
20	Commission expensess	34,918.74	29,930.49	0.00
21	News Paper expensess	28,560.00	12,700.00	0.00
22	Tranning & Education expensess	1,058,744.00	291,565.00	476,252.00
23	Mobile Banking expensess	85,000.00	165,000.00	80,000.00
24	Educational Tour expensess	40,950.00	0.00	180,950.00
25	Software expensess	264,287.00	66,106.00	147,470.00
26	House rent expensess	488,106.00	317,084.00	370,073.00
27	Insurance expensess	521,004.00	530,716.00	365,201.00
	Total	9,662,421.88	7,449,177.48	7,270,225.31

Manager

Treasurer

President





Koliya Devdaha Saving & Credit Co-operatives Ltd.

Devdaha-7, Rupandehi

PEARLS Monytoring System

FY 2075/02076

PEARLS ratio	Target	2075/076	2074/075	
P = Protection : Loan guarantee Position				
P0	Total Loan	1%	1.00%	1.00%
P1	Expired loan more than 1 Year	100%	100.00%	100.00%
P2	Expired loan less than 1 Year	35%	35.00%	35.00%
E =Effective Financial : Financial effectiveness Position				
E1	Total Loan/Total Assets	70-80%	84.12	80.90
E5	Saving Deposit/Total Assets	70-80%	79.95	76.70
E6	Bank Loan/Total Assets	Max 5%	0.00	4.70
E7	Share capital/Total Assets	10-20%	9.18	8.80
E8	Corporate Capital/Total Assets	Min. 10%	6.71	6.01
A =Assets Quality :				
A1	Expired Loan /Total Loan	Less than 5%	0.58	0.96
A2	No income generate Assets/Total Assets	Less than 5%	2.05	3.25
R = Rates of Returns & Costs :				
R9	Operating expenses/Average total Assets	Min. 5%	2.10	2.55
R12	Net Profit/ Average total Assets	Min. 10%	2.55	2.39
L = Liquidity :				
L2	Total liquidity/ Total Deposit	Min. 10%	14.92%	20.04%
L3	Cash in vount/Total Assets	Less than 1%	0.14%	0.21%
S = Sign of growth :				
S10	No. of Member	Min.12%	14.54	28.53
S11	Increase in total Assets	Inflation rate	16.05	27.42


Manager


Treasurer


- President


Auditor

